

VS
SASSOON

INSTRUCTION
BOOKLET

COMPACT STYLER
GO TRAVEL DRYER

VS5344A

ABOUT YOUR GO TRAVEL DRYER

CONGRATULATIONS!

VS Sassoon's GO travel dryer features 2000W of fast drying power, convenient folding handle, dual voltage for worldwide use, 2 heat/speed settings and a concentrator nozzle. The GO travel dryer is the ultimate travel dryer.



1. 2000 watts
2. 2 heat/speed settings
3. Dual voltage
4. Concentrator nozzle
5. Folding handle

2000 WATTS

Dry, style and get fast results with a dryer that is fitted with a powerful motor.

CONCENTRATOR

Used to direct the airflow along your hair, increase speed and style with greater precision.

ERGONOMIC HANDLE

Dry and style your hair with added ease

OPERATING INSTRUCTIONS

- A plastic cover has been placed over the plug to protect it from damage. Remove the plastic cover before inserting into power outlet.
- Check the correct country voltage is selected on the dryer handle before use.
- Plug the appliance into a power outlet.
- Towel-dry and detangle the hair.
- Select the required heat/speed setting. There are 2 heat/speed settings to choose from. Use the high heat/speed setting for initial drying. Use the low heat/speed setting as hair begins to dry, and for styling and scrunch drying.
- After use, switch off and unplug the appliance. Allow to cool before storing away.

Warning

Never store any hairdryer with the cord wrapped tightly around the dryer as this can create stress on the cord exiting the dryer handle and can create damage over time resulting in the cord to fuse.

THE ATTACHMENTS

SLIMLINE CONCENTRATOR

// Use the concentrator nozzle for directing airflow just where you want it, to ease styling and straightening. For additional control use one of the lower settings and point the airflow along the surface of the hair to be dried.

CAUTION: Take care not to direct the airflow directly onto the skin (e.g. scalp, neck ears, face, etc.) as hot air from the hairdryers can, particularly if held too close, cause discomfort or even burns.

IMPORTANT: Hair that has been heavily bleached or chemically treated should only use the low heat setting on this product. Please consult your hairdresser on using heated appliances if you have any concerns about the condition of your hair.

LOVE YOUR STYLE™
vssassoon.com.au

WARRANTY

Our goods come with guarantees that cannot be excluded under the Australian Consumer Law. You are entitled to a replacement or refund for a major failure and for compensation for any other reasonably foreseeable loss or damage. You are also entitled to have the goods repaired or replaced. If the goods fail to be of acceptable quality and the failure does not amount to a major failure.

In New Zealand our goods come with a guarantee that cannot be excluded under the Consumer Guarantee Act 1993.

Limited Two Year Warranty

Conair Australia Pty Ltd. will repair or replace (at our option) your appliance free of charge for twenty-four months from the date of purchase if the appliance is defective in workmanship or materials. This warranty is an additional benefit and does not affect your legal rights. To obtain service under this warranty, please read the Warranty Leaflet included or contact Conair Customer Service at aus_info@conair.com.

To make a warranty claim you must retain your proof of purchase.



Vidal Sassoon and related logos are trademarks of The Procter & Gamble Company used under license by Conair

©2016 Conair Australia Pty Ltd
Suite 101, 18 Rodborough Rd
Frenchs Forest NSW, 2086
Australia

CUSTOMER SERVICE:

Australia: 1800 650 263
New Zealand: 0800 266 247

CONTACT US:

For advice, tips on your new VS product
E-mail us on: aus_info@conair.com

vssassoon.com.au

VS5344A

ATTACHMENT





CONCENTRATOR -

Use the concentrator for directing air flow just where you want it, for styling and straightening ease. For additional control, use one of the lower speed settings and point the airflow along the surface of the hair to be dried.

CAUTION: Take care not to direct the airflow directly onto the skin (e.g. scalp, neck, ears, face, etc.) as hot air from hairdryers can, particularly if held too close, cause discomfort or even burns.

DUAL VOLTAGE


This dryer has an adjustable voltage feature for worldwide use. The voltage can be adjusted for use at 125V or 240V by selecting the required voltage using the screw on the handle. To set the voltage at 240 move the screw anti-clockwise until the triangle marking is pointing towards the "240" marking. To set the voltage at 125 move the screw clockwise until the triangle marking is pointing towards the "125" marking. A suitable plug adaptor will be required, please refer to the chart below. Always ensure the voltage to be used corresponds with the voltage selected. Never use the appliance on 240V if the appliance is set to 125V or vice versa. The dual voltage feature on this dryer allows the dryer to be used world wide when traveling.

Plug adaptor required	Voltage and plug adaptors	Country	Voltage setting
	British plug: 240V	Ireland, Great Britain, Singapore, South America, Hong Kong (parts only), Africa (parts only)	240V
	European plug: 240V	Asia, Europe, Middle East, Noumea, Scandinavia, South America, Hong Kong (parts only)	240V
	Australian and New Zealand plug: 240V	Australia, New Zealand	240V
	American plugs: 120V	North America, Japan, Canada (parts of)	125V

IMPORTANT SAFETY INSTRUCTIONS

The following safety precautions should always be followed when using electrical appliances, especially when children are present in your household. Please read these instructions carefully and keep for future reference.

DANGER

- **WARNING:** Do not use this appliance in or near bathtubs, showers, basins or other vessels containing water. Keep the appliance dry. 
- When this appliance is used in a bathroom, unplug it after use since the proximity of water presents a hazard even when the hairdryer is switched off.
- If this appliance falls into water, unplug it immediately - DO NOT reach into the water.

WARNINGS: Before and During Use

- Before using, always ensure that the voltage marked on the appliance is the same as your local power voltage.
- If the appliance is designed to be connected to a detachable power supply (otherwise known as a charger or adaptor), the appliance must only be used with the power supply it was sold with.
- Do not operate this appliance or disconnect from the power supply with wet hands.
- Never use this appliance at the same time as styling products such as aerosols (spray).
- Be very careful when handling this appliance as parts of it may get extremely hot.
- Do not place the appliance on any heat sensitive surface or near flammable materials or objects.
- Keep the cord away from heated surfaces.
- Never block the air openings of the appliance or place on a soft surface such as a bed or couch, where the air openings may be blocked. Keep the air openings free of lint and other debris.
- Do not cover this appliance with anything when it is switched on or hot.
- To avoid electric shock, do not drop or insert any object into an opening in this appliance.

WARNINGS: for Storage and Maintenance

- Always unplug the appliance immediately after use and before cleaning or maintenance.
- Do not leave the appliance unattended when plugged in or switched on.
- Always allow the appliance to cool down before storing away in a location where children cannot reach it.
- Do not store or place this appliance in a location where it can fall or be pulled into a bath or sink.
- Do not wrap the supply cord around this appliance when storing as over time this may cause damage to the cord.
- If the supply cord is damaged it must be replaced by the manufacturer, its service agent or similarly qualified persons in order to avoid a hazard.
- Never operate this appliance if it has been dropped or damaged, or if it is not working correctly.
- If this appliance is serviced by an unqualified person this could result in an extremely hazardous situation for the user. Contact Conair Customer service if you have any issues operating your styler.

CAUTION

- This appliance is not intended for use by infirm persons (including children) with reduced physical, sensory or mental capabilities, or lack of experience and knowledge, unless they have been given supervision or instruction concerning use of the appliance by a person - responsible for their safety.
- Children should be supervised to ensure they do not play with the appliance.
- Use this appliance only for its intended use and as described in this manual. This appliance is not intended for commercial use.
- Do not use any attachments other than those supplied by Conair Australia Pty Ltd.
- For additional protection, the installation of a residual current device (RCD) with a rated operating current not exceeding 30mA is advisable in the electrical current circuit supplying the bathroom. Ask your installer for advice.