

B-3000
Instant Chilled Filtered
Water System

User guide



User guide B-3000.

Thank you for choosing to install a Billi B-3000 Instant Chilled Filtered Water System. Your B-3000 is manufactured to exacting standards using high quality materials and with proper maintenance and care, should function for many years. The Billi service representative to contact for any service requirements or to supply replacement filter cartridges is:

Insert agent details

Filter cartridges are also available online at www.billihome.com.au

Should any problems arise and our representative is unavailable or unable to help, please use our FREECALL phone number: 1800 812 321.

User guide

B-3000.

Product warranty

Subject to the warranty exclusions set out below, if a defect in a new product supplied by Billi Pty Ltd (ACN 124 066 717) ("Billi") and purchased by you ("customer") from a reseller authorised by Billi occurs within 12 months of the date of purchase of the product or 24 months from the date of purchase of the product if the system was installed by Billi, as a result of defective materials or defective manufacture by Billi, and Billi receives a written claim (containing details of the product defect together with a receipt from the reseller of the products showing the date of purchase of the products and proof of installer, or such other proof of purchase and the date of purchase as Billi may accept) within 13 months of the date of purchase, or 25 months from the date of purchase if the system has been installed by Billi, Billi shall, at its discretion:

- a) direct an accredited service provider to attend the customer's premises (provided that the premises are located within Australia) and repair the defect free of charge; but if the customer's premises are located more than 25 kilometres from one of Billi's authorised service agent's locations then the customer will be liable for any increased freight costs, fees, charges or levies Billi may incur as a result of fulfilling its obligations under this paragraph a) of this Product Warranty; or
- b) direct the customer to return the product to Billi so that Billi may provide a replacement product free of charge. If Billi elects to do this, Billi will also pay the necessary freight charges, and the customer will pay for the removal of the product and the costs of reinstalling the replacement product.

Any product replaced or repaired under this Product Warranty will be covered by the product's remaining warranty period, or three months, whichever is greater. If the product or any part thereof is replaced by Billi under this Product Warranty, all of the right, title and interest in and to the replaced product or part shall vest in Billi upon it being replaced.

—Warranty exclusions

1. Billi shall not be liable under this Product Warranty:
 - a) unless the product was installed correctly and as per the installation instructions supplied with the product;
 - b) if the defect is contributed to or caused by any improper usage of the product or usage of the product for purposes other than that for which the product was designed or intended;
 - c) if the defect occurs wholly or partially as a result of any act or omission by the customer, or any person other than Billi;
 - d) if the product is subject to misuse, neglect, accident or abuse or the customer continues to use the product after the defect becomes apparent;
 - e) if the product is damaged as a result of poor water quality;
 - f) if the product is repaired, or any attempt to repair the product is made, by anyone other than an authorised repairer of the products acting at Billi's direction; or
 - g) if the product is altered or modified in any way unless such modification has been approved in writing by Billi.
2. Notwithstanding anything to the contrary, filters are not covered by this (or any other) Product Warranty.

User guide

B-3000.

—Limitation of liability

3. Except for the Product Warranty set out above, and except for any liability in connection with the supply of goods imposed on Billi by the Trade Practices Act 1974 (Cth) and other similar state and territory legislation (including for breach of implied conditions and warranties) which cannot, or which can only to a limited extent, be lawfully excluded, all liability of, and conditions and warranties relating to the supply of the products by, Billi are hereby expressly excluded. Any such liability which cannot be lawfully excluded is limited, at Billi's option, to any one or more of the following:
- a) the replacement of the goods or the supply of equivalent goods;
 - b) the repair of the goods;
 - c) the payment of the cost of replacing the goods or of acquiring equivalent goods; or
 - d) the payment of the cost of having the goods repaired.

Warnings

- For continued safety of this appliance it must be installed, operated and maintained in accordance with the manufacturer's instructions.
- Your appliance should be installed by a suitably qualified tradesperson.
- For correct operation of this appliance it is essential to observe the instructions as outlined in this booklet.
- Do not use this appliance with water that is microbiologically unsafe or with water of unknown quality without adequate disinfection before the system. Systems certified for cyst reduction may be used on disinfected water that may contain filterable cysts.
- Filter replacement must be performed at intervals of not more than 12 months.
- Use this appliance only as directed in these instructions and only for its designed purpose.
- This appliance is not intended for use by persons (including children) with reduced physical, sensory or mental capabilities, or lack of experience and knowledge, unless they have been given supervision or instruction concerning use of the appliance by a person responsible for their safety.
- Children should be supervised to ensure that they do not play with the appliance.
- If the supply cord is damaged, it must be replaced by the manufacturer, its service agent or similarly qualified persons in order to avoid creation of a hazard.
- New hose sets supplied with the appliance are to be used. Old hose sets should not be re-used.

User guide

B-3000.

Cupboard space requirements

Your Billi B-3000 underbench module is designed to not require any cupboard ventilation or air space around the unit, simplifying installation and space requirements. However, care should be taken when using the cupboard space to avoid stretching or damaging plastic pipe work. Check fittings and tubing at each filter change for signs of damage or leakage. Always ensure access to power switch and water supply tap is not restricted.

General maintenance

Your Billi B-3000 has been designed to require minimal maintenance other than replacement of filter cartridges. During each filter change, check all water connection fittings for signs of leakage. Check all tubing for any signs of damage. Check the cupboard area around the base of unit for any signs of moisture.

Cleaning the dispenser

Your B-3000 dispenser is fabricated from robust metal with a tough protective chrome plating. Care of dispenser is as with any chrome plated tap ware. Avoid using abrasive cleaners. Wipe clean using a damp cloth. Use of a non-solvent, non-smearing cleaner such as Windex is recommended. Do not pour water over dispenser.

Normal operation

—Slimline dispenser

To dispense filtered water, the dispenser tap lever will need to be rotated. The lever will automatically return to the off position. The spout can be swivelled to suit your installation.

—Adjusting chilled water temperature

The chilled water temperature can be adjusted to suit your preference. The grey control knob, located on the front panel of the unit, can be adjusted if a cooler or warmer temperature is required.

User guide

B-3000.

Billi filter cartridges

The B-3000 features the Billi dual stage filtration system. It is fitted with single dual stage filter incorporating sediment and chemical removal elements. All B-3000 filters are manufactured using bacteria and biofilm resistant materials for improved water quality. Premium filters provide a better tasting water due to the high quality, carbon chemical removal filter. Sub-micron rated, these filters have excellent chemical absorption, removing or reducing chlorine, volatile organic compounds (VOCs), chemicals, tastes and odours. Use only genuine filters as designed for this system. All drinking water filtration systems should be flushed after a period of non-use.

—Replacement of filter cartridges

Periodic replacement of your B-3000 Filter Cartridge is necessary to maintain the cleanliness of your drinking water. Billi recommends a filter replacement every 12 months. A replacement filter change installation service is available. If you wish to install the replacement filter cartridges yourself, your Billi representative will provide genuine Billi replacement filter cartridge sets.

—Filter options

- 994001 5.0 micron replacement filter cartridge.
- 994002 0.2 micron replacement filter cartridge.

Use only genuine Billi filter cartridges as designed for this system.

If the system has not been used for a period of 48 hours or more, operate the dispenser lever and flush the system for at least 1 minute.

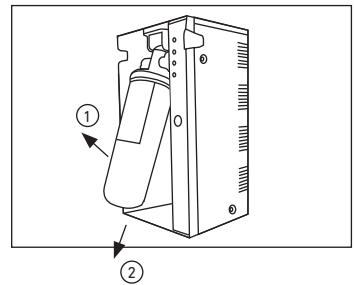
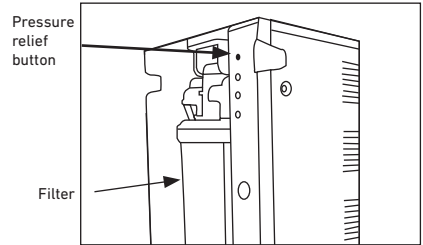
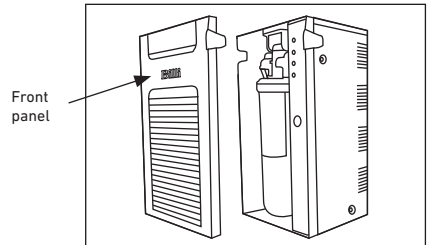
User guide

B-3000.

Filter removal and replacement instructions

When you receive your replacement cartridges, follow the procedure as outlined below:

1. Turn off water supply to unit.
2. Remove front panel to unit.
3. Hold filter and swing towards you slowly. The top of the filter is in a hinged cradle assembly. It should stop after approximately 30 degrees of travel.
4. The filter can now be released from the holding cradle by pulling down on the filter.
5. Take care not to spill water in the base of the tray. If so wipe gently with absorbent paper.
6. Install new filter into the same location by pushing all the way up into the cradle.
7. Push filter back into the unit until it locks into place.
8. Turn water supply to unit on.
9. Run water for 2-3 minutes to flush all air out and condition the filter.
10. Check for any leaks from around the filter, hosing or pipe work.
11. Turn temp control to ON and set temperature to desired level.
12. Refit front cover.





Billi Pty Ltd
42 Lucknow Crescent, Thomastown
Victoria 3074 Australia

Telephone +61 3 9469 0400
Facsimile +61 3 9469 0499

www.billihome.com.au

Designed and manufactured in Australia.

As Billi Pty Ltd has a policy of continual improvement, all details are subject to change without notice. All goods are sold subject to our published terms and conditions. Billi is a registered trademark. 0514